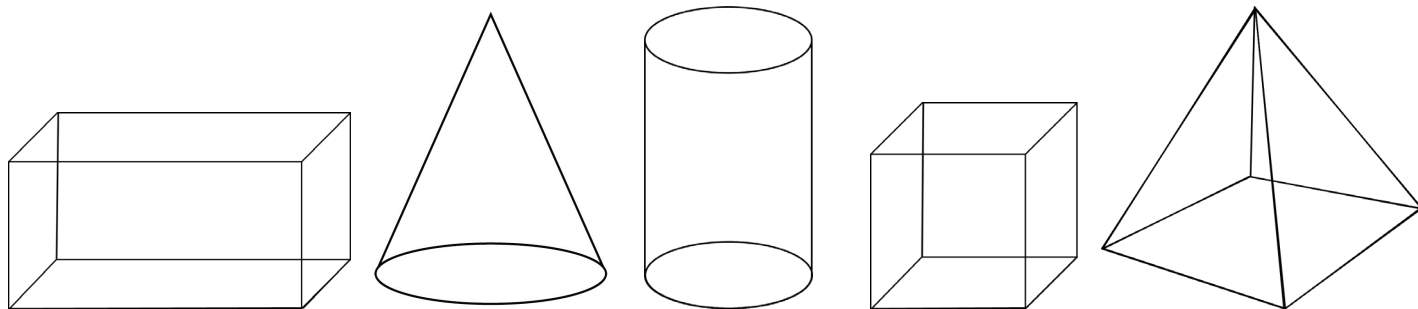


Name: \_\_\_\_\_ Date: \_\_\_\_\_

## 2nd Grade Homework 19.2 (front and back)

### Current Concept: Solid Shapes

1) Draw a line from the shape to the correct shape name.



●  
cylinder

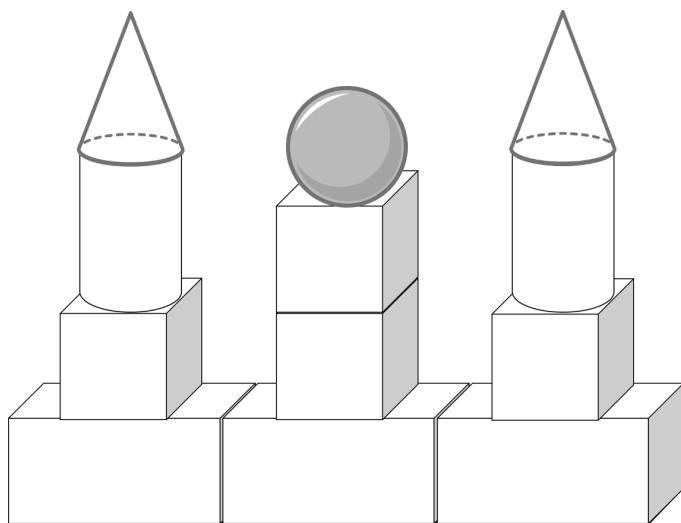
●  
pyramid

●  
cone

●  
rectangular prism

●  
cube

2) Write the number of solid shapes used in the figure below.



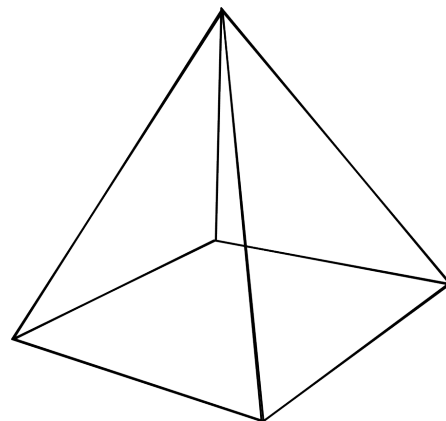
shape	number
cone	
rectangular prism	
sphere	
cube	
cylinder	

3) How many faces do you see on

the pyramid? \_\_\_\_\_

4) What do you notice about the faces of the pyramid?

\_\_\_\_\_  
\_\_\_\_\_



Name: \_\_\_\_\_ Date: \_\_\_\_\_

## 2nd Grade Homework 19.2 (front and back)

### Review of Previous Concepts

5) Subtract 409 from 880.

6) Write true or false.

•  $825 = 800 + 2 + 5$  \_\_\_\_\_

• 792 is 50 more than 742 \_\_\_\_\_

•  $119 < 191$  \_\_\_\_\_

7) What time is it when it is  
30 minutes before 7:00 pm?

\_\_\_\_\_

1 hour after midnight?

\_\_\_\_\_

half an hour after 11:30 am?

\_\_\_\_\_

8) Bob has 27 apples. He wants to give  
3 apples to each of his friends.  
How many friends can receive  
apples?

\_\_\_\_\_

Name: \_\_\_\_\_ Date: \_\_\_\_\_


## 2nd Grade Homework 19.3 (front and back)

### Current Concept: Making Patterns

Reminder: Patterns can be made with changes in shape, color, size, turns, etc. Some patterns may change in more than one way. Follow the pattern until you find a repeat.

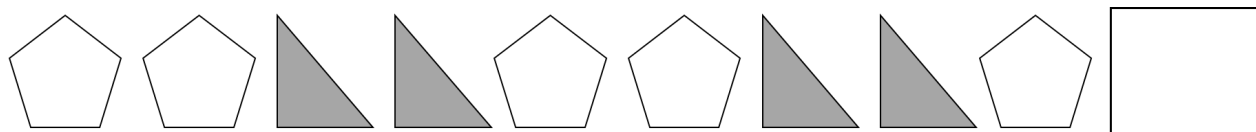
Look at each pattern. Then describe and draw what comes next.

1)



This pattern changes in \_\_\_\_\_

2)



This pattern changes in \_\_\_\_\_

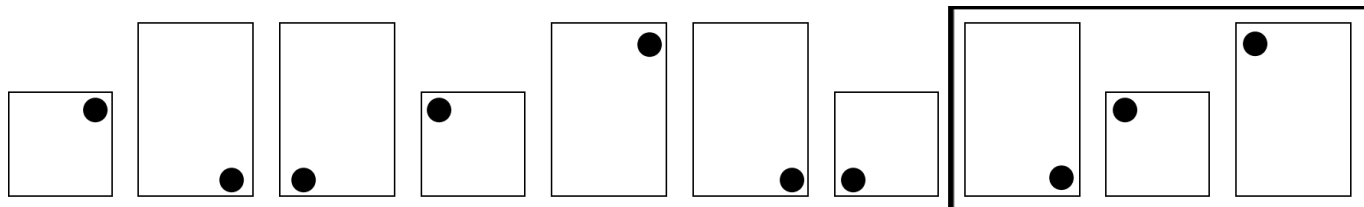
3)



This pattern changes in \_\_\_\_\_

Circle the correct object to complete each pattern.

4)



5)

